

Signify Classified - Internal  
Cooper Lighting Solutions Photometric Lab  
1121 Highway 74 South  
Peachtree City, GA 30269



Scaled data based on original data using  
LM-79-08 Approved Method: Electrical and Photometric Measurements of Solid-  
State Lighting Products

Test Report Prepared for  
Cooper Lighting Solutions  
(formerly Eaton)

Brand: STREETWORKS

Report Number: P867895

Luminaire Tested: **MEM2-HSN-SA-110-727-U-T2R**

Issue Date: 08/21/2024



**Test Information**

Test Method: LM-79-08  
Report Number: P867895  
Test Lab: INNOVATION CENTER(G3)  
Issue Date: 08/21/2024  
Manufacturer: COOPER LIGHTING SOLUTIONS (FORMERLY EATON)  
Product Line: STREETWORKS  
Catalog Number: MEM2-HSN-SA-110-727-U-T2R  
Description: EPIC MODERN SHORT HOUSING DISCRETE LED ARRAYS 110W 70CRI 2700K  
FITURE w/ TYPE II ROADWAY DISTRIBUTION OPTIC  
Light Source: (30) 2700K CCT, 70 CRI LEDS  
Ballast/Driver: ELECTRONIC DRIVER

**Summary**

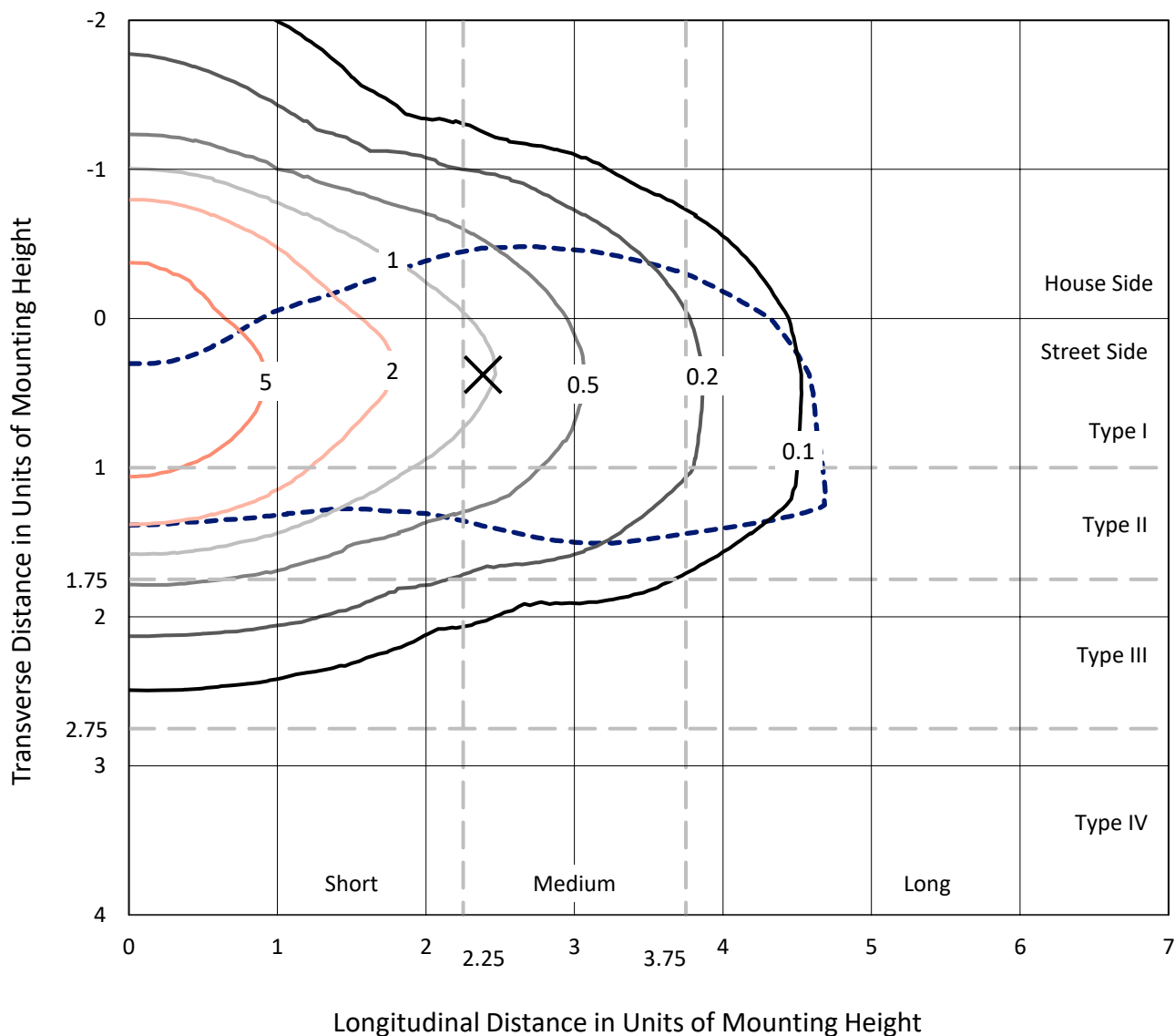
Lumens per Lamp: N/A  
Luminaire Lumens: 15666.5 lumens  
Efficiency: N/A  
Efficacy: 138.6 lumens/watt  
Luminous Opening: Rectangular (W 1' x L: 0.33' x H: 0')  
IES Classification: Type II - Medium  
BUG Rating: B3 - U0 - G3

Input Watts (W): 113  
Input Voltage (V): 120  
Input Current (A<sub>in</sub>): NR  
Voltage Rise (V): NR  
Power Factor: 0.99  
Total Harmonic Distortion (THDi): 7.77%  
Frequency (hertz): 60  
Stabilization Time: NR  
Operation Time: NR  
Ambient Temperature (°C): NR  
Test Distance: 24 FT

REPORT NUMBER: P867895  
 CATALOG NUMBER: MEM2-HSN-SA-110-727-U-T2R

### Iso-Footcandle Lines of Horizontal Illumination

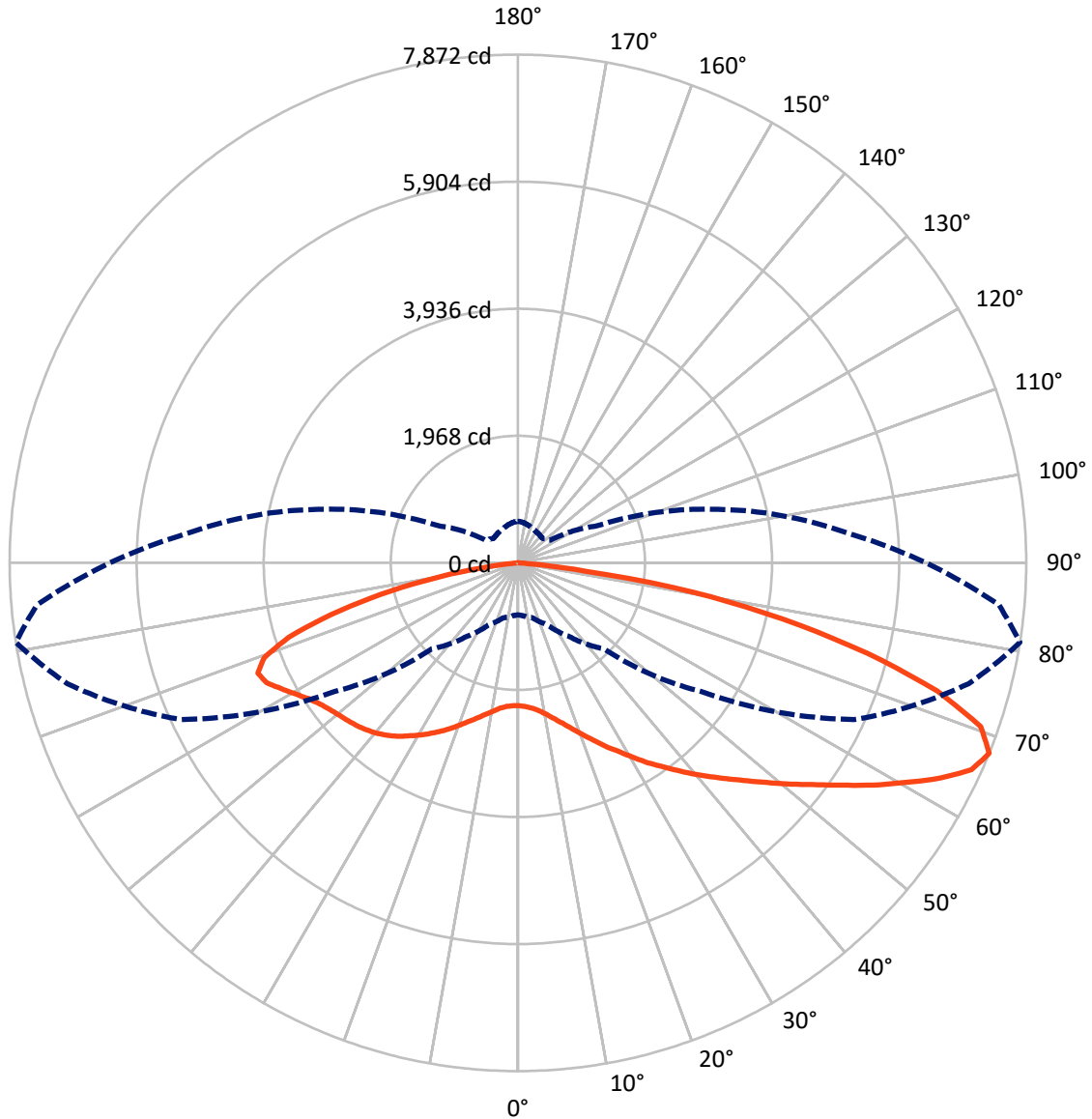
× Max cd  
 - - - 1/2 Max cd



Based on 20 foot mounting height. Maximum calculated value = 10 fc  
 Type II - Medium - N/A

REPORT NUMBER: P867895  
CATALOG NUMBER: MEM2-HSN-SA-110-727-U-T2R

### Luminous Intensity Polar Plot



— Vertical Plane Through 81-Deg Lateral    - - - Horizontal Cone Through 67.5-Deg Vertical

REPORT NUMBER: P867895  
 CATALOG NUMBER: MEM2-HSN-SA-110-727-U-T2R

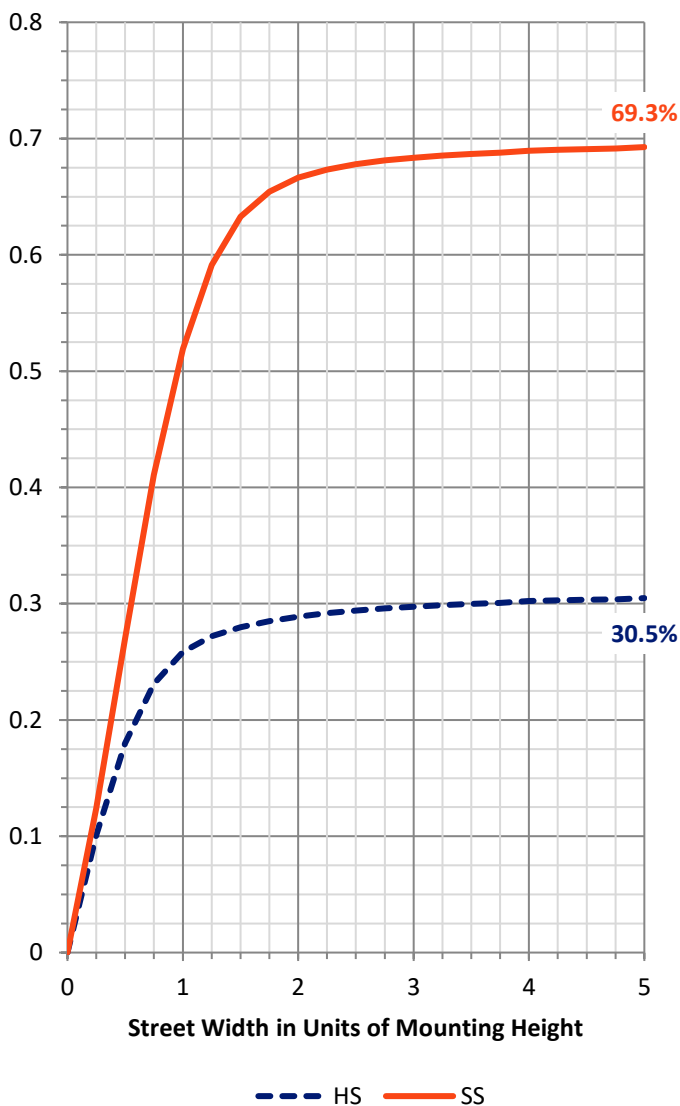
**FLUX DISTRIBUTION:**

		Downward	Upward	Total
<b>House Side</b>	Lumens	4800.6	0.0	4800.6
	% Fixture	30.6	0.0	30.6
<b>Street Side</b>	Lumens	10865.9	0.0	10865.9
	% Fixture	69.4	0.0	69.4
<b>Total</b>	Lumens	15666.5	0.0	15666.5
	% Fixture	100.0	0.0	100.0

**Coefficient of Utilization**

**ZONAL LUMENS:**

Zone	Lumens	% Fixture
0°-10°	225.5	1.4
10°-20°	800.7	5.1
20°-30°	1594.7	10.2
30°-40°	2505.3	16.0
40°-50°	3107.0	19.8
50°-60°	3037.3	19.4
60°-70°	2554.1	16.3
70°-80°	1622.9	10.4
80°-90°	219.1	1.4
90°-100°	0.0	0.0
100°-110°	0.0	0.0
110°-120°	0.0	0.0
120°-130°	0.0	0.0
130°-140°	0.0	0.0
140°-150°	0.0	0.0
150°-160°	0.0	0.0
160°-170°	0.0	0.0
170°-180°	0.0	0.0
0°-90°	15666.5	100.0
0°-180°	15666.5	100.0



REPORT NUMBER: P867895

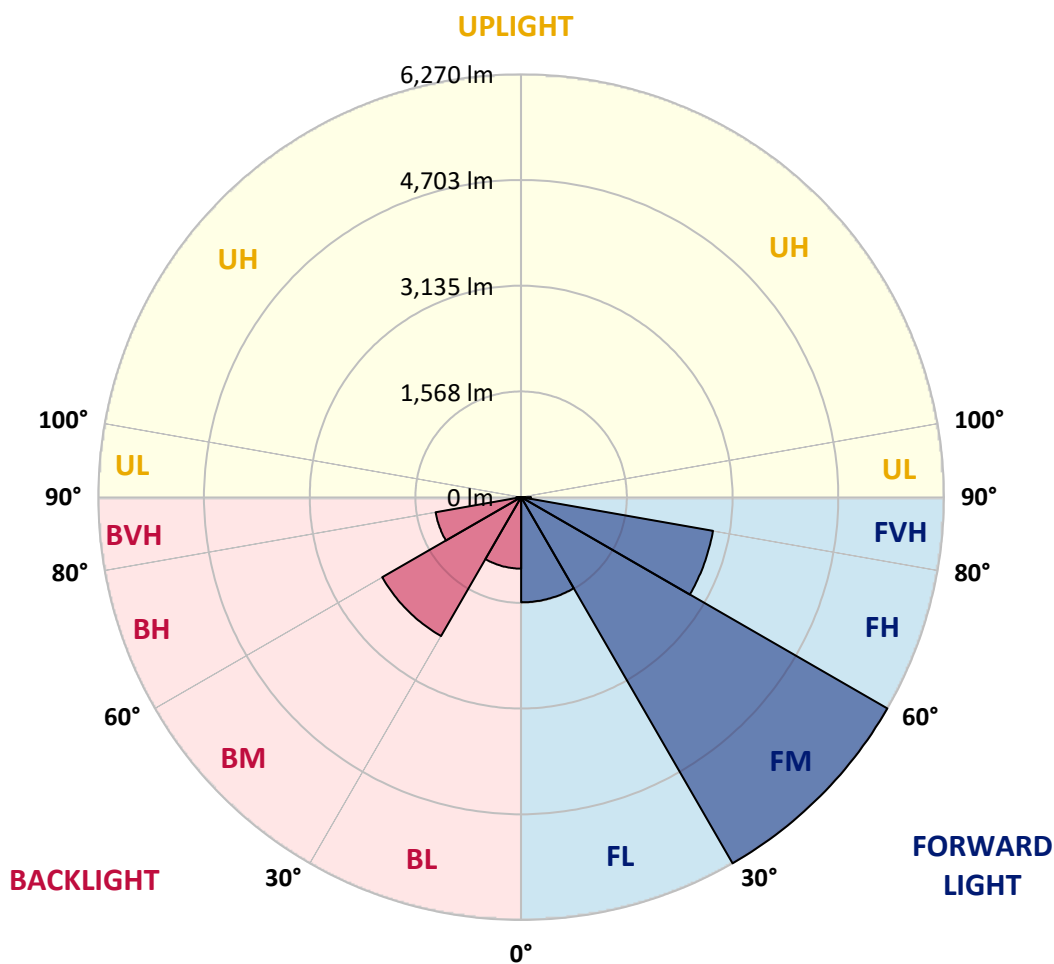
CATALOG NUMBER: MEM2-HSN-SA-110-727-U-T2R

**LUMINAIRE CLASSIFICATION SYSTEM LUMEN TABLE AND BUG RATING:**

Zone	Lumens	% Fixture	Zone Rating/Lumen Limit		
			B	U	G
FL (0°-30°)	1560.5	10.0			
FM (30°-60°)	6270.2	40.0			
FH (60°-80°)	2888.4	18.4			G2/5000
FVH (80°-90°)	146.8	0.9			G2/225
BL (0°-30°)	1060.4	6.8	B3/2500		
BM (30°-60°)	2379.3	15.2	B2/2500		
BH (60°-80°)	1288.6	8.2	B3/2500		G3/2500
BVH (80°-90°)	72.3	0.5			G1/100
UL (90°-100°)	0.0	0.0		U0/0	
UH (100°-180°)	0.0	0.0		U0/0	

**BUG Rating: B3-U0-G3**

Type II Medium





REPORT NUMBER: P867895

CATALOG NUMBER: MEM2-HSN-SA-110-727-U-T2R

**CANDELA DISTRIBUTION (FULL):**

	0°	5°	15°	25°	35°	45°	55°	65°	75°	81°	85°
0°	2211.8	2211.8	2211.8	2211.8	2211.8	2211.8	2211.8	2211.8	2211.8	2211.8	2211.8
2.5°	2289.5	2286.4	2286.4	2261.5	2261.5	2255.3	2258.4	2239.8	2230.5	2227.4	2224.3
5°	2454.1	2454.1	2435.5	2420.0	2388.9	2360.9	2336.1	2298.8	2270.9	2258.4	2249.1
7.5°	2702.7	2684.0	2677.8	2631.2	2566.0	2510.1	2460.4	2379.6	2326.8	2308.1	2295.7
10°	3007.1	2982.3	2935.7	2882.8	2799.0	2715.1	2615.7	2507.0	2420.0	2382.7	2367.2
12.5°	3320.9	3286.7	3221.5	3171.7	3063.0	2935.7	2795.9	2646.7	2525.6	2472.8	2444.8
15°	3665.7	3647.0	3569.4	3470.0	3342.6	3162.4	2988.5	2805.2	2649.9	2575.3	2528.7
17.5°	4038.5	4010.5	3926.6	3805.5	3625.3	3411.0	3209.0	2972.9	2792.8	2696.5	2643.6
20°	4405.0	4398.8	4274.6	4159.6	3948.4	3681.2	3420.3	3171.7	2945.0	2833.1	2764.8
22.5°	4815.1	4774.7	4666.0	4504.4	4252.8	4007.4	3699.9	3376.8	3109.6	2979.1	2901.5
25°	5240.7	5237.6	5104.0	4905.2	4610.1	4299.4	3967.0	3609.8	3305.3	3146.9	3044.4
27.5°	5768.8	5728.4	5557.6	5330.8	4989.1	4631.8	4246.6	3852.1	3491.7	3302.2	3178.0
30°	6231.7	6219.2	6026.6	5771.9	5389.8	4964.2	4547.9	4125.4	3712.3	3488.6	3351.9
32.5°	6607.6	6592.0	6427.4	6172.6	5762.6	5321.5	4843.1	4383.3	3932.8	3690.5	3510.4
35°	6921.3	6896.5	6725.6	6470.9	6116.7	5669.4	5159.9	4653.6	4175.2	3880.0	3709.2
37.5°	7045.6	7023.8	6884.0	6672.8	6346.6	5936.5	5445.7	4951.8	4417.5	4094.4	3901.8
40°	6999.0	6986.5	6887.1	6741.1	6492.6	6150.9	5719.1	5262.4	4690.8	4321.2	4091.3
42.5°	6778.4	6778.4	6716.3	6641.7	6517.5	6272.0	5961.4	5560.7	4954.9	4547.9	4271.5
45°	6467.8	6455.3	6433.6	6405.6	6387.0	6293.8	6119.8	5818.5	5246.9	4796.5	4488.9
47.5°	6054.6	6063.9	6048.4	6060.8	6138.5	6197.5	6188.2	6057.7	5545.1	5069.8	4703.3
50°	5405.3	5448.8	5498.5	5644.5	5803.0	5967.6	6119.8	6228.6	5896.2	5380.5	4951.8
52.5°	4600.7	4619.4	4753.0	5097.8	5436.4	5653.9	5942.8	6306.2	6206.8	5703.6	5243.8
55°	3609.8	3643.9	3845.9	4333.6	4936.2	5352.5	5691.1	6272.0	6523.7	6073.2	5585.5
57.5°	2587.7	2609.5	2932.5	3435.8	4221.8	4920.7	5405.3	6135.4	6778.4	6492.6	5936.5
60°	1839.1	1879.4	2087.6	2578.4	3333.3	4324.3	5144.4	5936.5	7014.5	6902.7	6396.3
62.5°	1357.5	1379.3	1525.3	1882.5	2503.8	3510.4	4805.8	5790.5	7169.8	7343.8	6856.1
65°	1022.0	1031.4	1130.8	1376.2	1873.2	2587.7	4271.5	5762.6	7256.8	7719.7	7263.0
67.5°	804.6	820.1	882.2	1050.0	1394.8	1882.5	3479.3	5743.9	7225.7	7871.9	7477.4
70°	677.2	680.3	726.9	820.1	1043.8	1354.4	2600.2	5464.4	7051.8	7604.7	7278.6
72.5°	587.1	587.1	608.9	683.4	838.8	1025.1	1770.7	4796.5	6610.7	6793.9	6588.9
75°	475.3	472.2	509.5	580.9	674.1	789.1	1189.8	3631.5	5684.9	5591.7	5424.0
77.5°	413.2	410.1	441.1	503.3	556.1	630.6	813.9	2357.8	4473.4	4193.8	4088.2
80°	354.1	344.8	369.7	428.7	456.7	490.8	562.3	1373.1	2923.2	2749.3	2621.9
82.5°	267.2	245.4	239.2	288.9	307.5	285.8	285.8	481.5	1062.4	1071.7	991.0
85°	21.7	24.9	31.1	37.3	52.8	59.0	62.1	102.5	158.4	152.2	155.3
87.5°	3.1	3.1	3.1	6.2	6.2	9.3	9.3	9.3	12.4	12.4	12.4
90°	0.0	0.0	0.0	0.0	0.0	0.0	0.0	0.0	0.0	0.0	0.0



REPORT NUMBER: P867895

CATALOG NUMBER: MEM2-HSN-SA-110-727-U-T2R

**CANDELA DISTRIBUTION (continued):**

	90°	95°	105°	115°	125°	135°	145°	155°	165°	175°	180°
0°	2211.8	2211.8	2211.8	2211.8	2211.8	2211.8	2211.8	2211.8	2211.8	2211.8	2211.8
2.5°	2221.2	2214.9	2208.7	2208.7	2208.7	2202.5	2199.4	2199.4	2196.3	2187.0	2183.9
5°	2242.9	2233.6	2224.3	2224.3	2224.3	2221.2	2218.0	2221.2	2218.0	2208.7	2205.6
7.5°	2286.4	2274.0	2261.5	2261.5	2267.8	2264.6	2264.6	2267.8	2264.6	2255.3	2252.2
10°	2348.5	2329.9	2323.7	2323.7	2329.9	2326.8	2323.7	2323.7	2320.6	2305.0	2311.2
12.5°	2416.9	2398.2	2392.0	2395.1	2392.0	2385.8	2388.9	2379.6	2376.5	2351.6	2348.5
15°	2503.8	2482.1	2469.7	2472.8	2463.5	2451.0	2438.6	2432.4	2420.0	2398.2	2392.0
17.5°	2603.3	2569.1	2553.6	2553.6	2534.9	2510.1	2491.4	2472.8	2454.1	2429.3	2423.1
20°	2699.6	2668.5	2643.6	2637.4	2600.2	2559.8	2525.6	2494.5	2472.8	2444.8	2438.6
22.5°	2820.7	2777.2	2743.1	2715.1	2659.2	2593.9	2541.1	2497.6	2466.6	2435.5	2426.2
25°	2948.1	2885.9	2830.0	2777.2	2699.6	2606.4	2531.8	2469.7	2429.3	2395.1	2388.9
27.5°	3075.4	2994.7	2913.9	2830.0	2712.0	2590.8	2485.2	2410.7	2357.8	2314.4	2308.1
30°	3212.1	3112.7	2985.4	2864.2	2708.9	2550.4	2416.9	2311.2	2249.1	2199.4	2193.2
32.5°	3351.9	3227.7	3053.7	2889.1	2693.3	2491.4	2317.5	2205.6	2128.0	2072.0	2056.5
35°	3507.3	3355.0	3115.8	2898.4	2649.9	2404.4	2211.8	2072.0	1982.0	1926.0	1913.6
37.5°	3665.7	3473.1	3156.2	2892.2	2587.7	2301.9	2075.2	1932.3	1826.6	1749.0	1736.5
40°	3827.2	3581.8	3181.1	2861.1	2500.7	2174.6	1947.8	1773.8	1621.6	1550.1	1516.0
42.5°	3976.3	3681.2	3193.5	2817.6	2404.4	2041.0	1780.0	1553.3	1410.4	1332.7	1348.2
45°	4131.7	3774.4	3196.6	2764.8	2277.1	1870.1	1568.8	1357.5	1214.6	1155.6	1149.4
47.5°	4265.2	3852.1	3190.4	2690.2	2134.2	1674.4	1348.2	1146.3	1040.7	984.8	978.6
50°	4442.3	3939.1	3181.1	2603.3	1947.8	1450.7	1143.2	978.6	882.2	838.8	835.7
52.5°	4619.4	4035.4	3174.9	2482.1	1752.1	1239.5	956.8	826.3	761.1	739.3	733.1
55°	4852.4	4153.4	3178.0	2342.3	1528.4	1022.0	810.8	720.7	686.5	677.2	677.2
57.5°	5119.5	4305.6	3196.6	2187.0	1295.4	845.0	705.2	664.8	661.7	667.9	671.0
60°	5442.6	4507.5	3233.9	2025.4	1081.1	714.5	643.0	639.9	649.3	671.0	677.2
62.5°	5806.1	4728.1	3280.5	1814.2	876.0	627.5	608.9	621.3	633.7	658.6	661.7
65°	6126.0	4976.6	3308.4	1612.3	733.1	577.8	587.1	593.3	624.4	658.6	658.6
67.5°	6318.6	5156.8	3202.8	1357.5	612.0	534.3	553.0	571.6	605.8	636.8	643.0
70°	6253.4	5097.8	2842.5	1053.1	518.8	493.9	515.7	543.6	577.8	615.1	633.7
72.5°	5799.9	4678.4	2308.1	767.3	450.4	456.7	484.6	521.9	553.0	593.3	618.2
75°	4849.3	3904.9	1665.1	553.0	394.5	419.4	462.9	493.9	515.7	525.0	528.1
77.5°	3681.2	2870.4	1133.9	413.2	341.7	375.9	422.5	456.7	462.9	469.1	475.3
80°	2404.4	1826.6	639.9	288.9	260.9	307.5	344.8	382.1	369.7	388.3	394.5
82.5°	1015.8	798.4	292.0	142.9	121.2	130.5	139.8	124.3	114.9	114.9	99.4
85°	133.6	102.5	43.5	18.6	15.5	9.3	9.3	9.3	6.2	6.2	6.2
87.5°	12.4	12.4	9.3	9.3	6.2	6.2	3.1	6.2	3.1	3.1	3.1
90°	0.0	0.0	0.0	0.0	0.0	0.0	0.0	0.0	0.0	0.0	0.0



LM-79-2019: Approved Method: Electrical and Photometric Measurements of Solid-  
State Lighting Products

Report Prepared for

Cooper Lighting Solutions

Streetworks

Report Number: SP1-2407-157-3

Test Date: 08/07/2024

Luminaire Tested: MEM2-HTN-SA-30-727-U-5WQ-2

Data in this report applies to families of products including MEM2-HTN-SA-30-727-U-5WQ-2

**Test Information**

Test Method: LM-79-2019  
 Report Number: SP1-2407-157-3  
 Test Lab: COOPER LIGHTING SOLUTIONS  
 Photometer: SP1 - 76IN SPHERE  
 Measurement Geometry: 4π  
 Issue Date: 08/20/2024  
 Manufacturer: COOPER LIGHTING SOLUTIONS  
 Product Line: Streetworks  
 Catalog Number: **MEM2-HTN-SA-30-727-U-5WQ-2**  
 Description: Epic Modern Light Square 30W 5WQ Optic and Flare Trim

**Spectral Parameters**

CCT (K): 2747  
 CIE u': 0.2606  
 CIE v': 0.5257  
 Duv: -0.0005  
 CIE x: 0.4552  
 CIE y: 0.4082  
 CIE z: 0.1366  
 Peak Wavelength (nm): 597  
 Dominant Wavelength (nm): 584  
 Purity: 59.16856  
 Rf: 75.5  
 Rg: 93.6

CRI (Ra):	71.7		
R1:	68.1	R9:	-35.3
R2:	83.9	R10:	64.2
R3:	94.7	R11:	61.7
R4:	66.3	R12:	53.9
R5:	67.4	R13:	71.2
R6:	78.7	R14:	97.6
R7:	75.0	R15:	59.3
R8:	39.4		



**Test Conditions**

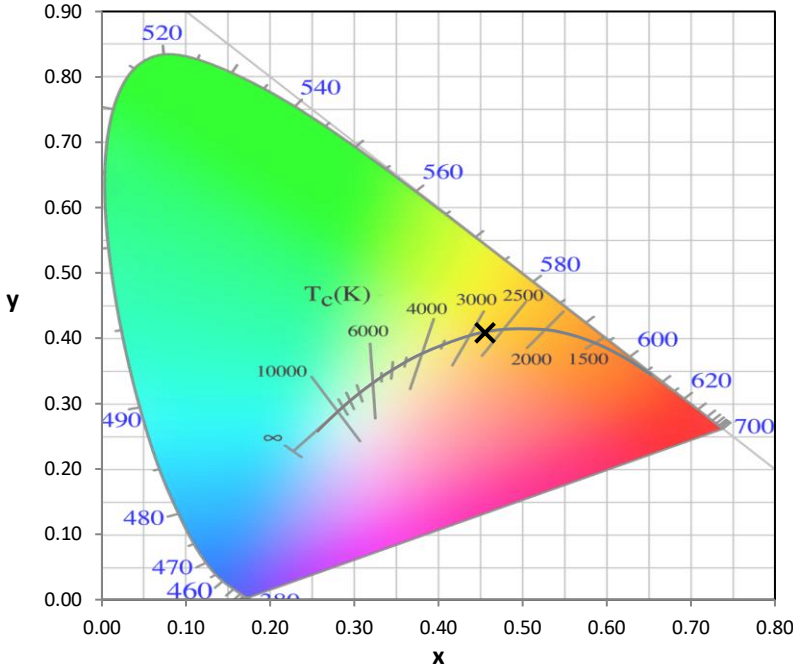
Stabilization Time: 22M  
 Operation Time: 1H 22M  
 Sphere Temperature (°C): 24.2

REPORT NUMBER: SP1-2407-157-3

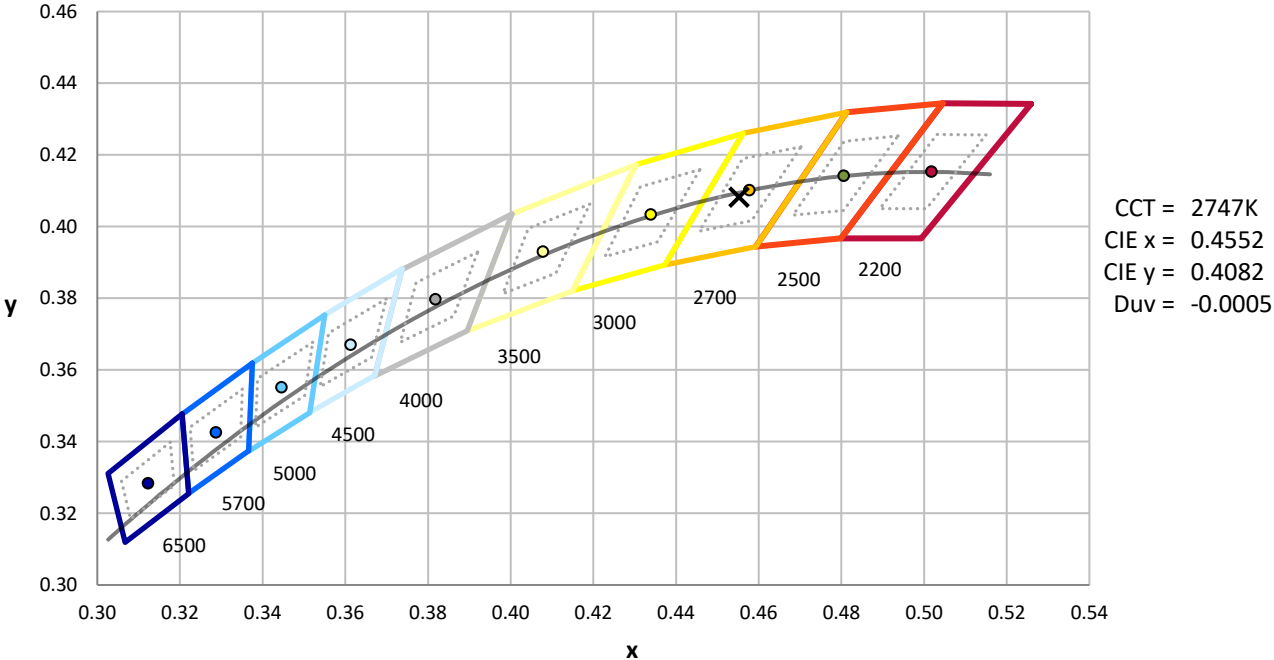
Measurement and Test Equipment			
Instrument	Identification Number	Calibration Date	Calibration Due Date
Photometer	IN0058	6/18/2024	12/18/2024
Power Meter	INXT2011004	2/8/2024	2/8/2025
AC Power Source	IN0063	10/24/2023	10/24/2024
DC Power Source	IN0208	10/24/2023	10/24/2024
Sphere Thermometer	IN0085	10/24/2023	10/24/2024
Room Thermometer	IN0046	10/24/2023	10/24/2024

REPORT NUMBER: SP1-2407-157-3

CIE 1931 Chromaticity Diagram



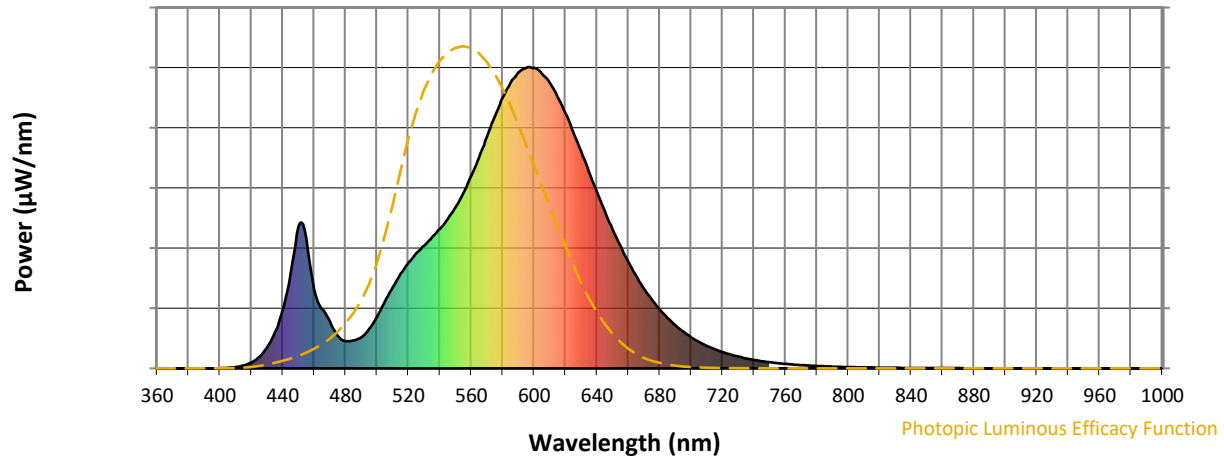
CIE 1931 Chromaticity Diagram with 2017 ANSI 7-Step and 4-Step Quadrangles



Point lies inside the ANSI 2700K 4-step quadrangle

REPORT NUMBER: SP1-2407-157-3

**Photopic Flux vs. Wavelength**



**Photopic Lumens: NR**

λ (nm)	Power W <sup>^</sup> /nm	Lumens (φ/nm)	λ (nm)	Power W <sup>^</sup> /nm	Lumens (φ/nm)	λ (nm)	Power W <sup>^</sup> /nm	Lumens (φ/nm)	λ (nm)	Power W <sup>^</sup> /nm	Lumens (φ/nm)	λ (nm)	Power W <sup>^</sup> /nm	Lumens (φ/nm)
360	0	NR	490	103	NR	620	846	NR	750	20	NR	880	0	NR
365	0	NR	495	130	NR	625	784	NR	755	17	NR	885	1	NR
370	0	NR	500	171	NR	630	720	NR	760	15	NR	890	0	NR
375	0	NR	505	221	NR	635	652	NR	765	13	NR	895	0	NR
380	0	NR	510	268	NR	640	587	NR	770	11	NR	900	0	NR
385	0	NR	515	313	NR	645	521	NR	775	9	NR	905	0	NR
390	0	NR	520	350	NR	650	461	NR	780	8	NR	910	0	NR
395	0	NR	525	381	NR	655	406	NR	785	7	NR	915	0	NR
400	0	NR	530	407	NR	660	353	NR	790	6	NR	920	0	NR
405	2	NR	535	435	NR	665	307	NR	795	5	NR	925	0	NR
410	4	NR	540	462	NR	670	264	NR	800	4	NR	930	0	NR
415	9	NR	545	496	NR	675	227	NR	805	4	NR	935	0	NR
420	20	NR	550	534	NR	680	196	NR	810	3	NR	940	0	NR
425	38	NR	555	582	NR	685	167	NR	815	3	NR	945	0	NR
430	69	NR	560	638	NR	690	144	NR	820	2	NR	950	0	NR
435	120	NR	565	700	NR	695	122	NR	825	2	NR	955	0	NR
440	193	NR	570	767	NR	700	103	NR	830	2	NR	960	0	NR
445	316	NR	575	836	NR	705	88	NR	835	2	NR	965	0	NR
450	469	NR	580	898	NR	710	74	NR	840	1	NR	970	0	NR
455	431	NR	585	947	NR	715	63	NR	845	1	NR	975	0	NR
460	264	NR	590	982	NR	720	54	NR	850	1	NR	980	0	NR
465	197	NR	595	997	NR	725	46	NR	855	1	NR	985	0	NR
470	155	NR	600	997	NR	730	39	NR	860	1	NR	990	0	NR
475	108	NR	605	978	NR	735	33	NR	865	1	NR	995	0	NR
480	90	NR	610	947	NR	740	28	NR	870	1	NR	1000	0	NR
485	92	NR	615	900	NR	745	24	NR	875	1	NR			

REPORT NUMBER: SP1-2407-157-3

**Scotopic Flux vs. Wavelength**



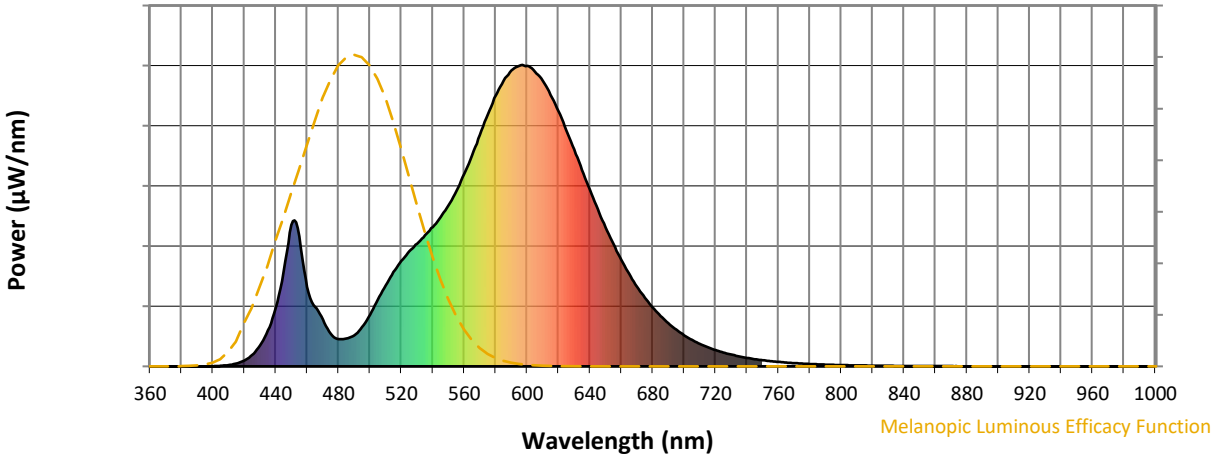
**Scotopic Lumens: NR**

**S/P: 1.13**

λ (nm)	Power W <sup>^</sup> /nm	Lumens (φ/nm)	λ (nm)	Power W <sup>^</sup> /nm	Lumens (φ/nm)	λ (nm)	Power W <sup>^</sup> /nm	Lumens (φ/nm)	λ (nm)	Power W <sup>^</sup> /nm	Lumens (φ/nm)	λ (nm)	Power W <sup>^</sup> /nm	Lumens (φ/nm)
360	0	NR	490	103	NR	620	846	NR	750	20	NR	880	0	NR
365	0	NR	495	130	NR	625	784	NR	755	17	NR	885	1	NR
370	0	NR	500	171	NR	630	720	NR	760	15	NR	890	0	NR
375	0	NR	505	221	NR	635	652	NR	765	13	NR	895	0	NR
380	0	NR	510	268	NR	640	587	NR	770	11	NR	900	0	NR
385	0	NR	515	313	NR	645	521	NR	775	9	NR	905	0	NR
390	0	NR	520	350	NR	650	461	NR	780	8	NR	910	0	NR
395	0	NR	525	381	NR	655	406	NR	785	7	NR	915	0	NR
400	0	NR	530	407	NR	660	353	NR	790	6	NR	920	0	NR
405	2	NR	535	435	NR	665	307	NR	795	5	NR	925	0	NR
410	4	NR	540	462	NR	670	264	NR	800	4	NR	930	0	NR
415	9	NR	545	496	NR	675	227	NR	805	4	NR	935	0	NR
420	20	NR	550	534	NR	680	196	NR	810	3	NR	940	0	NR
425	38	NR	555	582	NR	685	167	NR	815	3	NR	945	0	NR
430	69	NR	560	638	NR	690	144	NR	820	2	NR	950	0	NR
435	120	NR	565	700	NR	695	122	NR	825	2	NR	955	0	NR
440	193	NR	570	767	NR	700	103	NR	830	2	NR	960	0	NR
445	316	NR	575	836	NR	705	88	NR	835	2	NR	965	0	NR
450	469	NR	580	898	NR	710	74	NR	840	1	NR	970	0	NR
455	431	NR	585	947	NR	715	63	NR	845	1	NR	975	0	NR
460	264	NR	590	982	NR	720	54	NR	850	1	NR	980	0	NR
465	197	NR	595	997	NR	725	46	NR	855	1	NR	985	0	NR
470	155	NR	600	997	NR	730	39	NR	860	1	NR	990	0	NR
475	108	NR	605	978	NR	735	33	NR	865	1	NR	995	0	NR
480	90	NR	610	947	NR	740	28	NR	870	1	NR	1000	0	NR
485	92	NR	615	900	NR	745	24	NR	875	1	NR			

REPORT NUMBER: SP1-2407-157-3

Melanopic Flux vs. Wavelength



Melanopic Lumens: NR

M/P: 2.04

λ (nm)	Power W <sup>^</sup> /nm	Lumens (φ/nm)	λ (nm)	Power W <sup>^</sup> /nm	Lumens (φ/nm)	λ (nm)	Power W <sup>^</sup> /nm	Lumens (φ/nm)	λ (nm)	Power W <sup>^</sup> /nm	Lumens (φ/nm)	λ (nm)	Power W <sup>^</sup> /nm	Lumens (φ/nm)
360	0	NR	490	103	NR	620	846	NR	750	20	NR	880	0	NR
365	0	NR	495	130	NR	625	784	NR	755	17	NR	885	1	NR
370	0	NR	500	171	NR	630	720	NR	760	15	NR	890	0	NR
375	0	NR	505	221	NR	635	652	NR	765	13	NR	895	0	NR
380	0	NR	510	268	NR	640	587	NR	770	11	NR	900	0	NR
385	0	NR	515	313	NR	645	521	NR	775	9	NR	905	0	NR
390	0	NR	520	350	NR	650	461	NR	780	8	NR	910	0	NR
395	0	NR	525	381	NR	655	406	NR	785	7	NR	915	0	NR
400	0	NR	530	407	NR	660	353	NR	790	6	NR	920	0	NR
405	2	NR	535	435	NR	665	307	NR	795	5	NR	925	0	NR
410	4	NR	540	462	NR	670	264	NR	800	4	NR	930	0	NR
415	9	NR	545	496	NR	675	227	NR	805	4	NR	935	0	NR
420	20	NR	550	534	NR	680	196	NR	810	3	NR	940	0	NR
425	38	NR	555	582	NR	685	167	NR	815	3	NR	945	0	NR
430	69	NR	560	638	NR	690	144	NR	820	2	NR	950	0	NR
435	120	NR	565	700	NR	695	122	NR	825	2	NR	955	0	NR
440	193	NR	570	767	NR	700	103	NR	830	2	NR	960	0	NR
445	316	NR	575	836	NR	705	88	NR	835	2	NR	965	0	NR
450	469	NR	580	898	NR	710	74	NR	840	1	NR	970	0	NR
455	431	NR	585	947	NR	715	63	NR	845	1	NR	975	0	NR
460	264	NR	590	982	NR	720	54	NR	850	1	NR	980	0	NR
465	197	NR	595	997	NR	725	46	NR	855	1	NR	985	0	NR
470	155	NR	600	997	NR	730	39	NR	860	1	NR	990	0	NR
475	108	NR	605	978	NR	735	33	NR	865	1	NR	995	0	NR
480	90	NR	610	947	NR	740	28	NR	870	1	NR	1000	0	NR
485	92	NR	615	900	NR	745	24	NR	875	1	NR			

**Summary**

$R_f = 75.5$   
 $R_g = 93.6$   
 $CIE R_a = 71.7$   
 $R_g = -35.3$



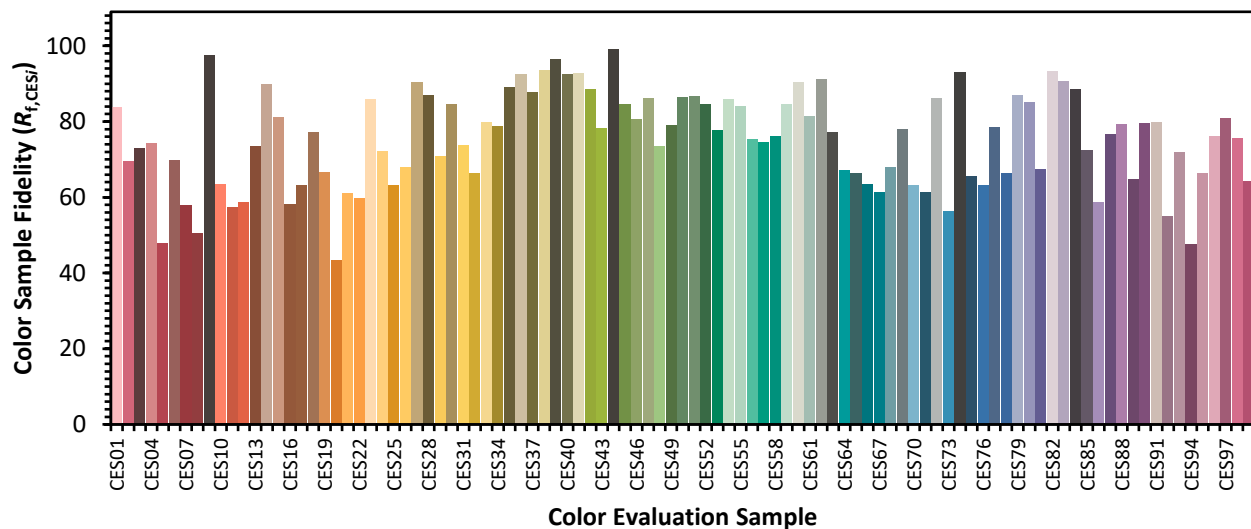
**Color Vector Graphics**



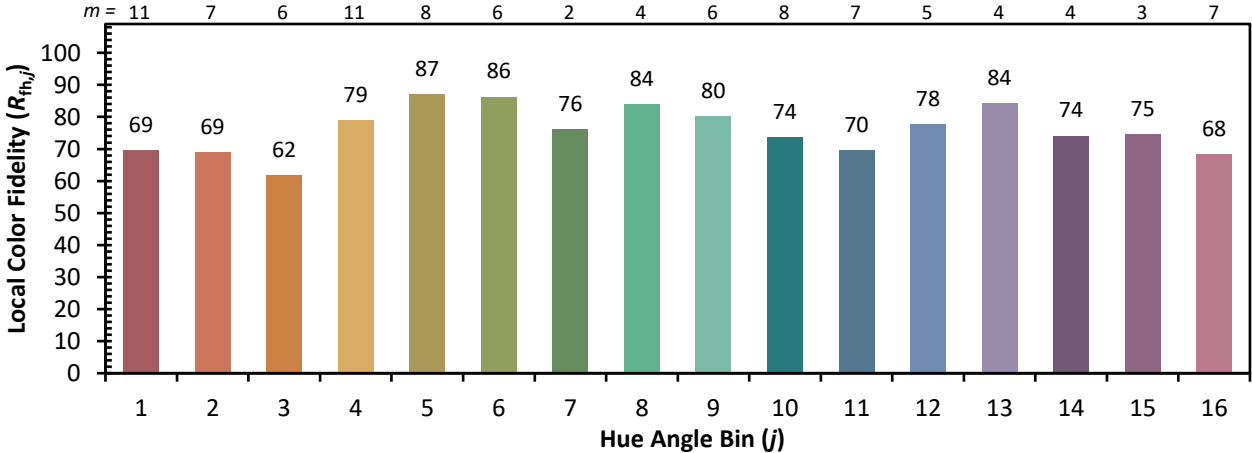


**Individual Sample Fidelity Index ( $R_{f,i}$ )**

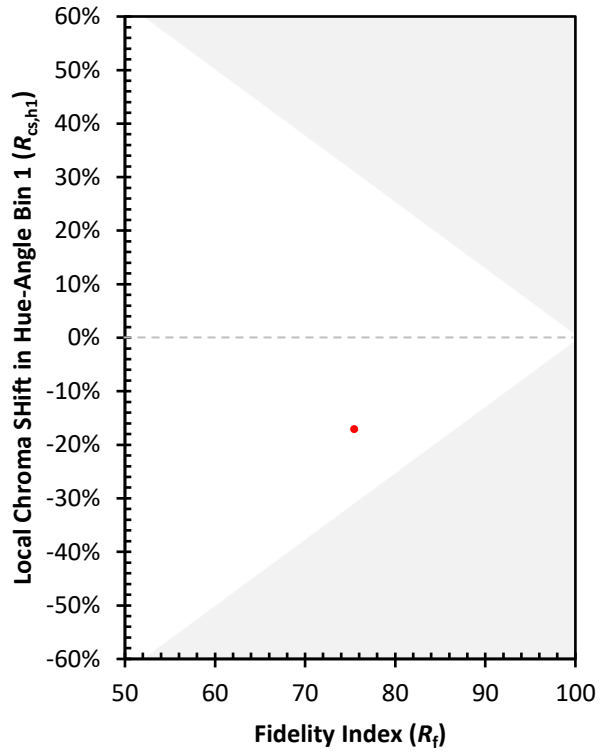
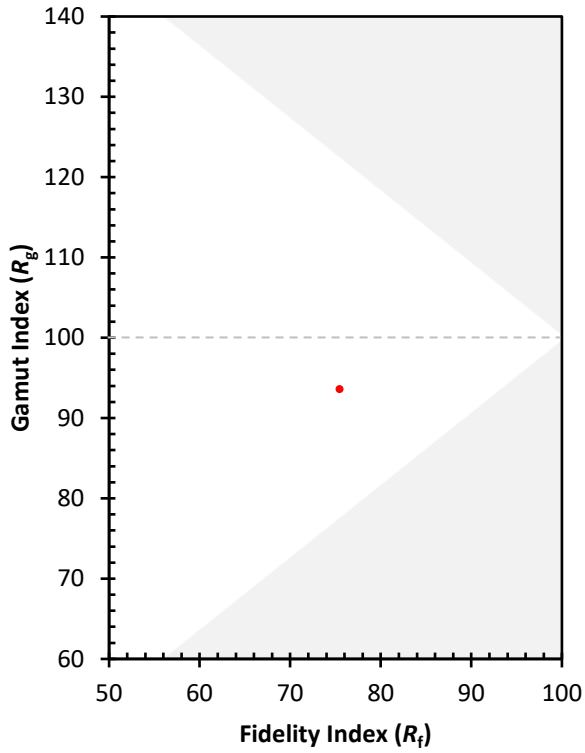
CES01 = 86	CES26 = 68	CES51 = 87	CES76 = 63
CES02 = 63	CES27 = 90	CES52 = 85	CES77 = 79
CES03 = 31	CES28 = 87	CES53 = 78	CES78 = 66
CES04 = 71	CES29 = 71	CES54 = 86	CES79 = 87
CES05 = 50	CES30 = 85	CES55 = 84	CES80 = 85
CES06 = 52	CES31 = 74	CES56 = 75	CES81 = 67
CES07 = 42	CES32 = 66	CES57 = 75	CES82 = 93
CES08 = 41	CES33 = 80	CES58 = 76	CES83 = 91
CES09 = 29	CES34 = 79	CES59 = 85	CES84 = 89
CES10 = 77	CES35 = 89	CES60 = 90	CES85 = 72
CES11 = 60	CES36 = 93	CES61 = 81	CES86 = 59
CES12 = 66	CES37 = 88	CES62 = 91	CES87 = 77
CES13 = 43	CES38 = 93	CES63 = 77	CES88 = 79
CES14 = 74	CES39 = 97	CES64 = 67	CES89 = 65
CES15 = 72	CES40 = 93	CES65 = 66	CES90 = 80
CES16 = 48	CES41 = 93	CES66 = 63	CES91 = 80
CES17 = 51	CES42 = 89	CES67 = 61	CES92 = 55
CES18 = 57	CES43 = 78	CES68 = 68	CES93 = 72
CES19 = 73	CES44 = 99	CES69 = 78	CES94 = 48
CES20 = 67	CES45 = 85	CES70 = 63	CES95 = 66
CES21 = 88	CES46 = 81	CES71 = 61	CES96 = 76
CES22 = 80	CES47 = 86	CES72 = 86	CES97 = 81
CES23 = 92	CES48 = 74	CES73 = 56	CES98 = 76
CES24 = 91	CES49 = 79	CES74 = 93	CES99 = 64
CES25 = 73	CES50 = 86	CES75 = 66	



Color Rendition by Hue-Angle Bin



Measure Comparisons



(END OF REPORT)